

Mobile



Broadband



Social Media



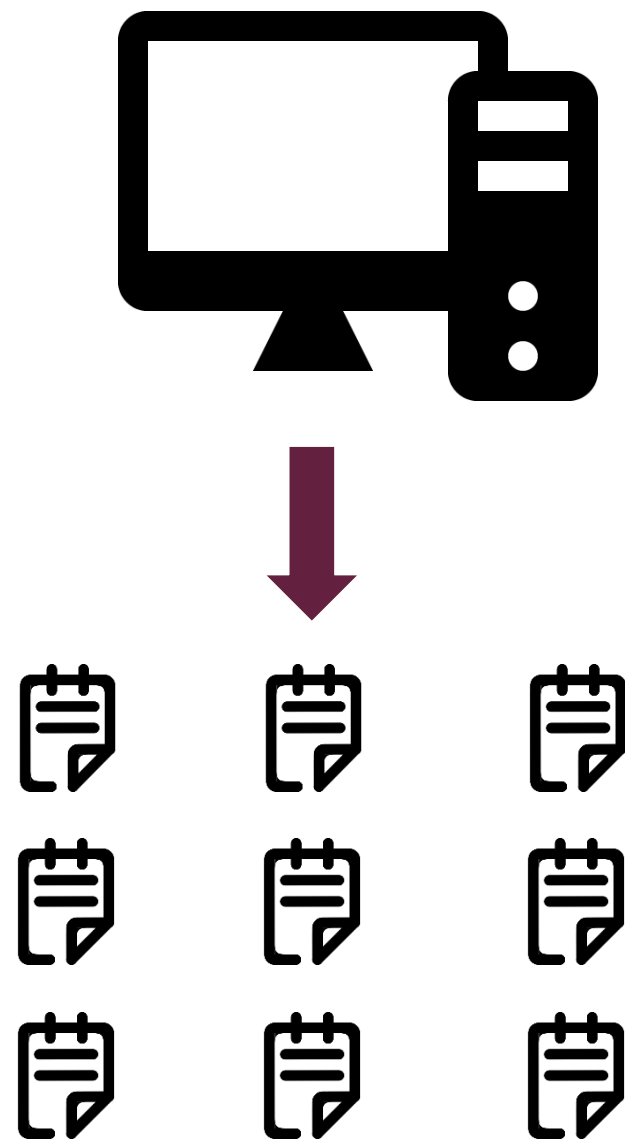
Games Console




Prevent

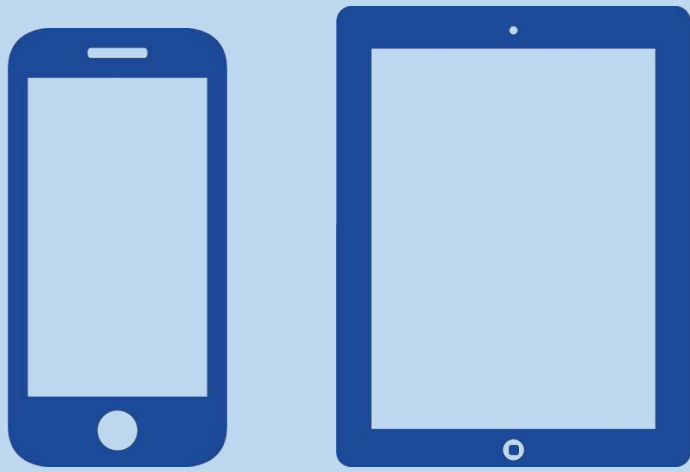


React





**internet
matters.org**




Mobile



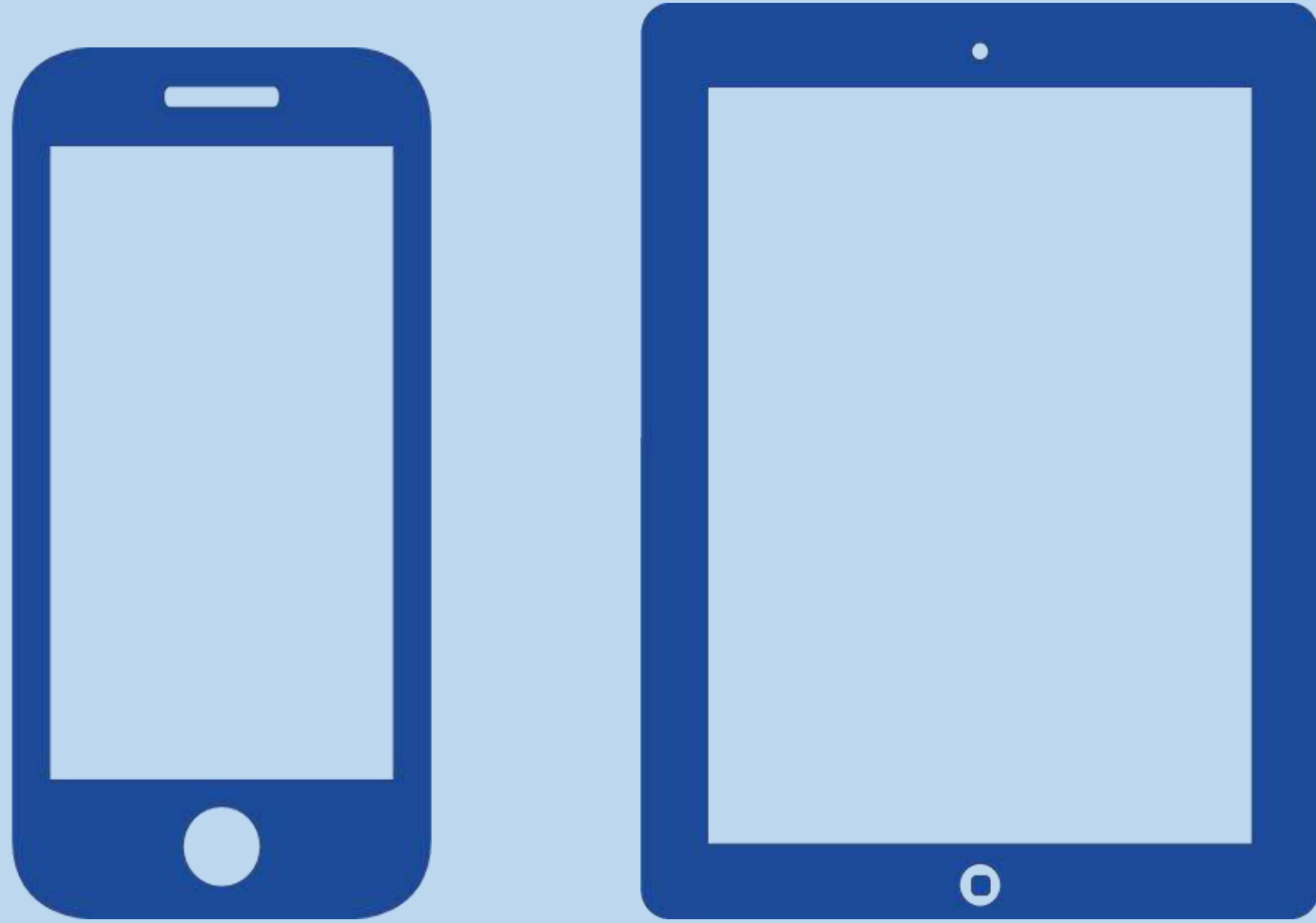
Broadband



Social Media



Games Console



Mobile Networks

Mobile Operators





Features and Benefits

O2 Parental Controls allow the account holder to block adult content when the device is using the mobile and network out of the home (the default is 18+). Additionally, you can also allow access to sites classified as suitable for under 12's.

What specific content can I restrict?



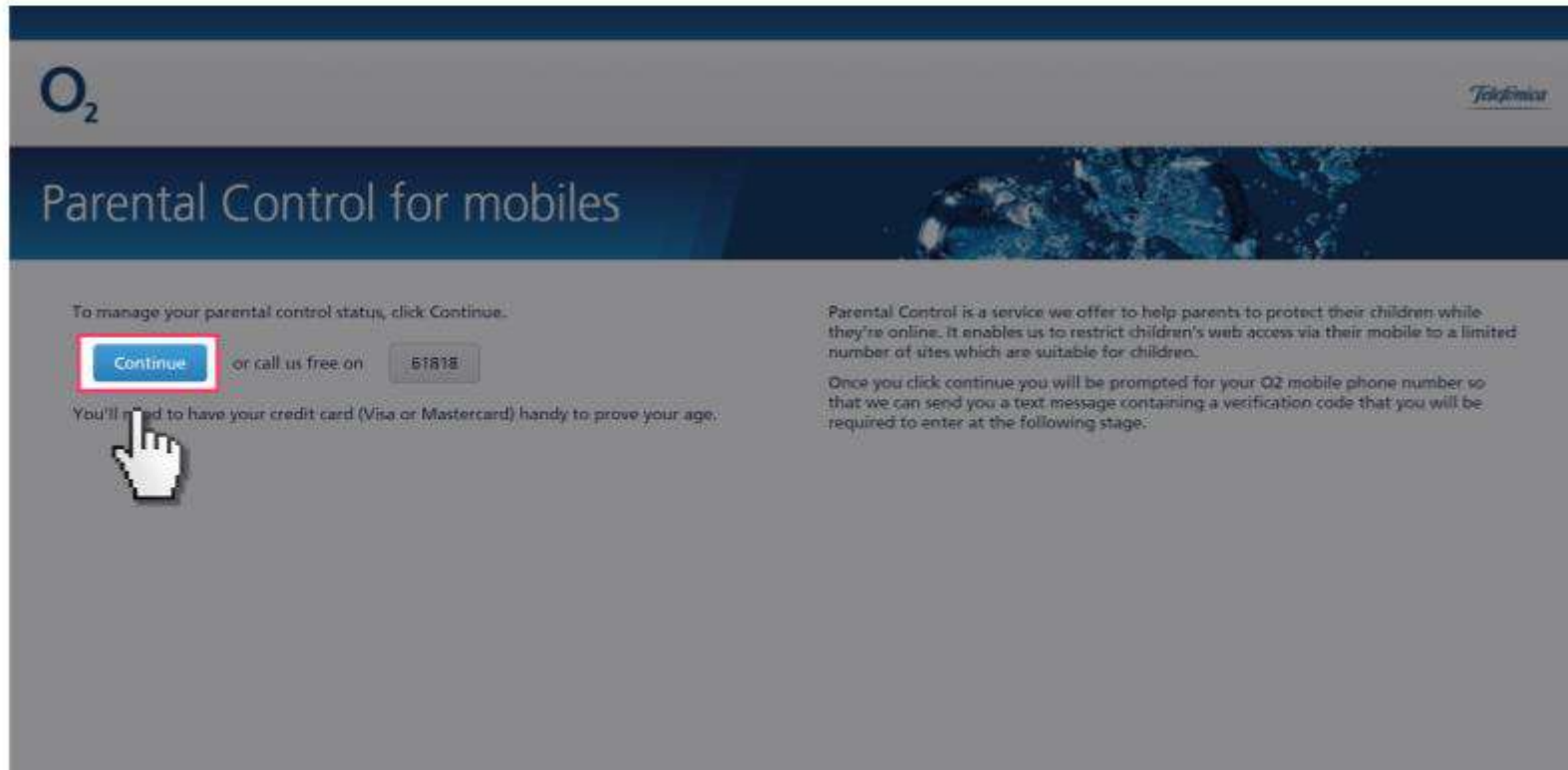
Inappropriate content

What do I need?

The mobile number of the handset you want to set up the service on, your credit card to prove your age.



Call 61818 from your child's mobile phone or visit parentalcontrol.o2.co.uk and click the "Continue" button.





Enter the mobile phone number of the handset that you want to start the service on.

Personal Business

More location Sign in or Register Search

O₂ Shop Phones, tariffs, tablets, accessories More for you More packs, services, connected, flexibility Apps Our latest apps, news, reviews Connectivity 4G, O₂ Wi-Fi, our networks and more Help Bill and phone help, O₂ Gurus and more My O₂ Your bill, account, top-up, upgrade Telefonica

Security Code SMS

Step 1 of 2

Mobile phone number

Tell us your mobile number and we will send you a text message with a code in it.

Your mobile number (this must be a UK mobile number)

Enter a mobile number

Get me a code

Cancel

We need to make sure you are allowed to access this account

1 We can check your number, if you are on a smart phone or tablet device with mobile data. Please turn off your Wi-Fi, turn on your mobile data and [click here](#)

- To protect your personal information we need to check that you have access to this phone.
- We will send a code to your mobile phone and ask you to enter it on the next page.



You will be sent a text message to the mobile number you entered with a 6 digit code. Enter the 6 digit code on this screen.

The screenshot shows the O2 website's 'Security Code SMS' page. The header includes the O2 logo, navigation links for 'Personal' and 'Business', and a 'Sign in' link. The main heading is 'Security Code SMS'. Below this, it indicates 'Step 2 of 2' and states 'We've sent a code to mobile number 07971622368'. A link to 'try another number' is provided. A text input field labeled 'Your six digit code' is highlighted with a red box and a hand cursor. Below the input field are 'Continue' and 'Cancel' buttons. A 'Live Chat' section on the right features a chat icon, a description, and a 'Start live chat' button. At the bottom, there is a 'Contact us' section with a link to customer services.

Personal | Business Sign in

O₂ Shop More for you Help My O₂ Search

Security Code SMS

Step 2 of 2

We've sent a code to mobile number 07971622368

[If this isn't your mobile number please try another number.](#)

Your six digit code

Continue

[Cancel](#)

[If you've not received a code after 10 minutes we can send you another code.](#)

Live Chat

Not found your answer? Live chat is the quickest way to get in touch with a real person from O₂.

[Start live chat](#)

Contact us

[For further assistance contact customer services.](#)



You will now be asked to set a PIN that will be used to activate the service. Click the “Continue” button to activate the service.

The screenshot shows the O2 Parental Control setup interface. At the top, the O2 logo is on the left and the 'Telefonica' logo is on the right. Below the logos, a dark blue banner reads 'Parental Control is off'. The main content area has a grey background and says 'Please set a PIN.' on the left. In the center, there is a white form with a red border. The form has two input fields: the first is labeled 'Pin:' and the second is labeled 'Confirm Pin:'. Below these fields is a blue button with the text 'Continue'. To the right of the form, there is a block of text: 'Your mobile phone is currently set to default. This means that you can access most internet content but you will not be able to access 18+ content. Please complete the form to enable parental control features.' A white hand cursor icon is pointing at the 'Continue' button.

O₂ *Telefonica*

Parental Control is off

Please set a PIN.

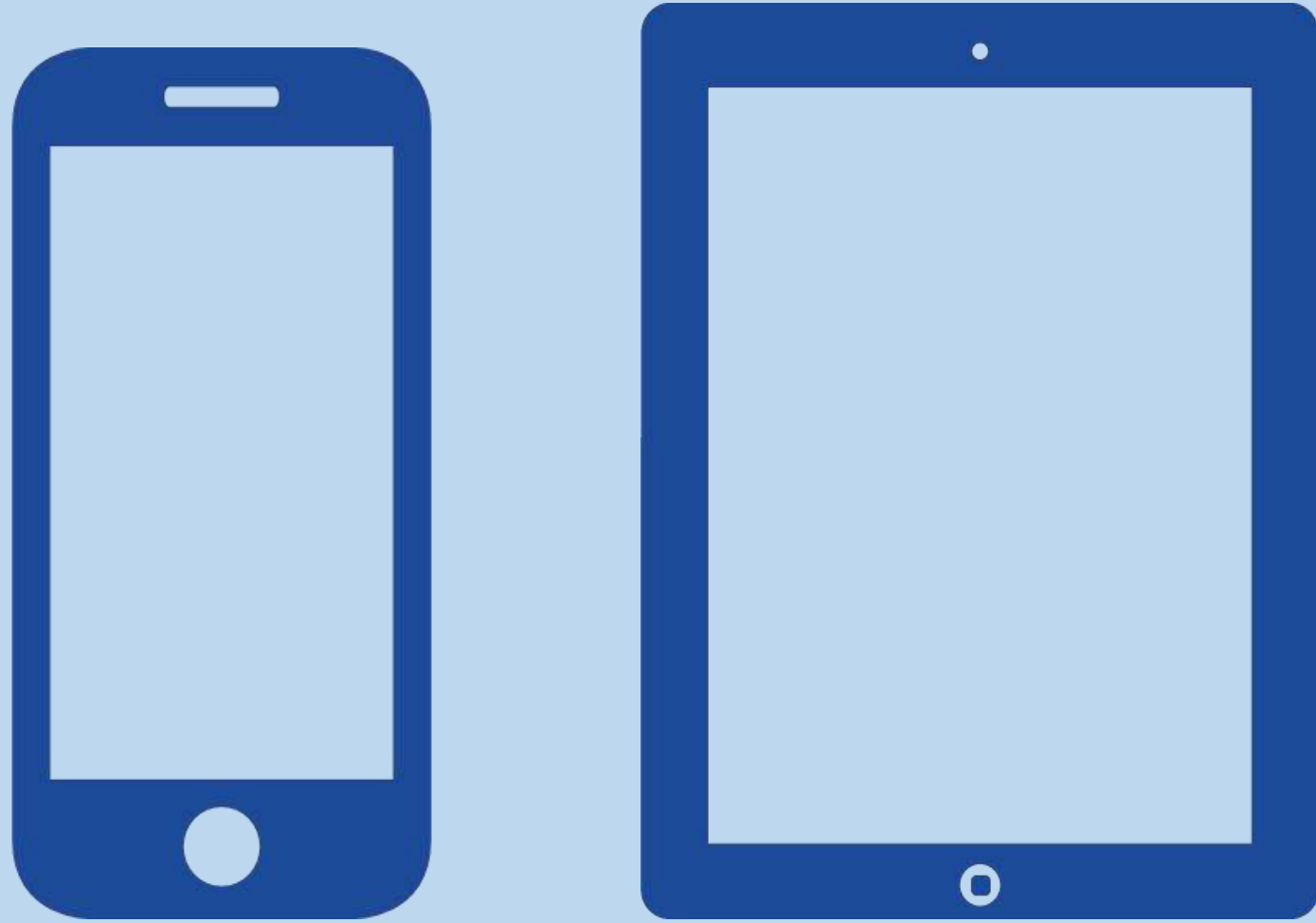
Pin:

Confirm Pin:

Continue

Your mobile phone is currently set to default. This means that you can access most internet content but you will not be able to access 18+ content. Please complete the form to enable parental control features.





Mobile Devices

Tablets & Smartphones



APPLE



APPLE



ANDROID



ANDROID



amazon



SAMSUNG



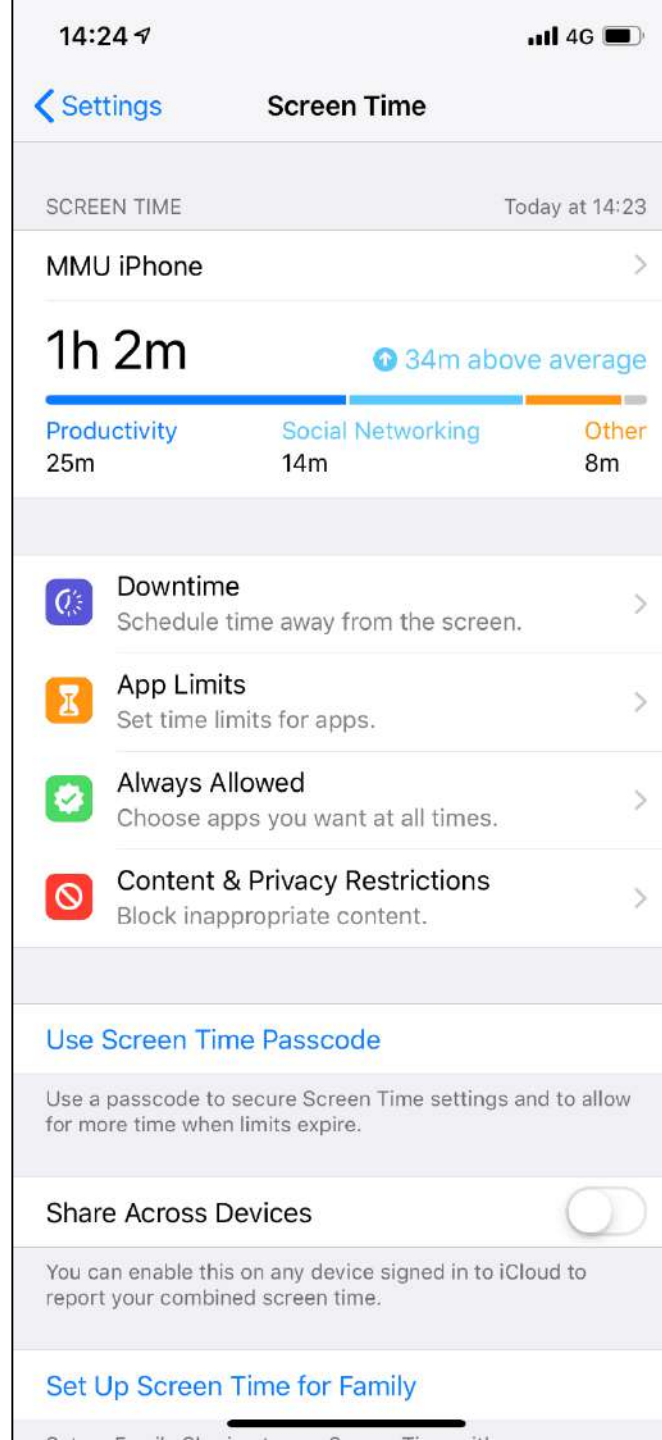
SAMSUNG



Settings



Screen Time



Downtime

Schedule time away from the screen.



App Limits

Set time limits for apps.



Always Allowed

Choose apps you want at all times.



Content & Privacy Restrictions

Block inappropriate content.



Downtime

Schedule time away from the screen.

[Screen Time](#) **Downtime**

Downtime

☒

Set a schedule for time away from the screen. During downtime, only apps that you choose to allow and phone calls will be available.

Every Day

✓

Customise Days

From

22:00

To

07:00

Downtime will apply to this device. A downtime reminder will appear five minutes before downtime begins.



App Limits
Set time limits for apps.

[Cancel](#)[Choose Apps](#)[Next](#)

CATEGORIES

☐

All Apps & Categories

☒

Social Networking
Hangouts, FaceTime and 8 more

☐

Games
Spyfall, Companion and 24 more

☐

Entertainment
All 4, Score Centre and 25 more

☐

Creativity
BVCAM, Quickshot and 11 more

☐

Productivity
Dropbox, Clicker and 32 more

☐

Education
SMHW, School and 1 more

☐

Reading & Reference
Maps, Compass and 7 more

☐

Health & Fitness
Fitbit, Health and 2 more

☐

Other
Uber Eats, O'Neill's and 33 more



[< Back](#)[Social Networking](#)[Add](#)

Time 5hrs, Every Day

257

358

459

5 hours **0 min**

61

72

83

Customise Days [>](#)

App limits will apply to this device. A notification will appear five minutes before the limit is reached.

APPS & CATEGORIES

Social Networking
Hangouts, FaceTime and 8 more



Always Allowed

Choose apps you want at all times.

< Screen Time Always Allowed

Always-allowed apps are available during downtime or if you selected the "All Apps & Categories" app limit.

ALLOWED APPS:



Phone



Messages



Maps



Calculator



Contacts



Domino's

CHOOSE APPS:



1010!



2048



468C31025E8149529842A15860E8...



547B6158B38E4754BCD1E75A576A...



Activity





Content & Privacy Restrictions

Block inappropriate content.

[Back](#)

Content & Privacy Restrictions

Content & Privacy Restrictions

☒

iTunes & App Store Purchases

>

Allowed Apps

>

Content Restrictions

>

PRIVACY	
Location Services	Allow >
Contacts	Allow >
Calendars	Allow >
Reminders	Allow >
Photos	Allow >
Share My Location	Allow >
Bluetooth Sharing	Allow >
Microphone	Allow >
Speech Recognition	Allow >
Advertising	Allow >
Media & Apple Music	Allow >

ALLOW CHANGES:	
Passcode Changes	Allow >
Account Changes	Allow >
Mobile Data Changes	Allow >
Volume Limit	Allow >
Do Not Disturb While Driving	Allow >
TV Provider	Allow >
Background App Activities	Allow >



Settings



Screen Time



Downtime

Schedule time away from the screen.



App Limits

Set time limits for apps.



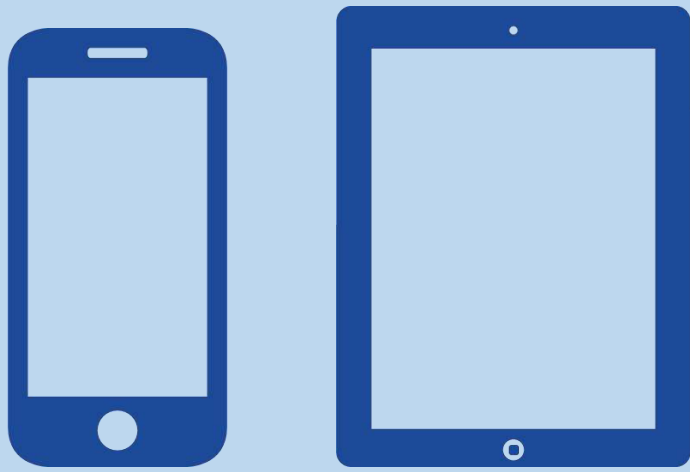
Always Allowed

Choose apps you want at all times.



Content & Privacy Restrictions

Block inappropriate content.




Mobile



Broadband



Social Media



Games Console



Broadband

Broadband providers



TalkTalk



What specific content can I restrict?



Pornography & Adult Nudity



Drugs



Hate & Self-Harm



Weapons & Violence



Gambling



Dating



Social Networking



Filesharing



Online Games



Media Streaming



Obscene & Tasteless



Fashion & beauty



Search Engines



Sex Education



1

Go to MyBT and log in using your BT ID and Password. If you haven't got an account click the 'Sign up' button.

BT ID

[Forgotten BT ID?](#)

Password

[Forgotten password?](#)

☒ Remember me [?](#)

Log in to My BT

[< Back](#) [Help](#) | [Security](#)

Quick links

[Track your order >](#)

[Report or track a fault >](#)

[Pay a bill >](#)

[Get help or contact us >](#)

[Download the My BT App >](#)

Looking for BT Yahoo! Mail?

[Go to our email log in page >](#) to log in to your BT Yahoo! Mail inbox.



2

Scroll down to 'Use your extras, at no extra cost' and click 'Manage your extras'

Your package

Do more with your package by using your extras, controlling your settings and keeping up to date with your usage.

[View your package >](#)

Broadband Phone BT TV BT Sport Mobile

Use your extras, at no extra cost

Make the most of your package with extras like online security and loads of great calling features.

BT Call Protect 2 of 8 Active

[Manage your extras >](#)

Take control of your settings

Check and change the settings of all your BT services - from TV and phone to security and online storage.

[Manage your settings >](#)



3

Then click 'Setup BT Parental Controls'

Choose what your kids can see online

Inactive +

BT Parental Controls

Filter content, or restrict access to websites. Stay safe with this and BT Virus Protect, BT Web Protect and True Key.

[Full details](#) ▾

[Setup BT Parental Controls](#) >


[Help with BT Parental Controls](#) >



4

You will then see a page telling you that BT are activating your Parental Controls. You will be activated with the 'light' filter setting. Setup may take up to 2 hours.

[For the home](#) [For business and public sector](#) [For global business](#) | [UK](#) >



[Buy our products](#)

[BT TV](#)


[BT Sport](#)

[News](#)

[Help](#)

[My BT](#)

[Email](#)




Activating BT Parental Controls

We are switching BT Parental Controls for you – this can take up to a minute.
Please do not close, refresh or move away from the page until this is complete.
Please note: BT Parental Controls also allows you to block secure sites (beginning https://). If a secure site is blocked, you'll see a blank screen.

[For the home](#) [For business and public sector](#) [For global business](#) [BT Group](#) [More Sites](#) ▾

[Contact BT](#) [Careers](#) [Sitemap](#) [Privacy](#) [Terms of use](#) [Codes of practice](#) [Make a complaint](#) [T&Cs](#) [Modern Slavery Transparency Statement](#)

[BT Including You – helping you communicate](#)

© BT 2017 



5

Once activated, you will then be able to change your filter level to suit your family. You can choose from a range of filters such as Strict, Moderate and Light. There is also the ability to block individual categories or sites, plus Homework Time setting that can block social media, gaming and homework cheat sites at certain times.

My Security Settings

Stay safe online in one easy to manage place

Completed! Your Light filters will be live within the next 2 hours. If you want it sooner, simply restart your Hub.

BT Parental Controls
Allowed Websites: 0
Blocked Websites: 0
Time Settings: Off
Current filter level: Light

Manage Settings

Change filter levels

Manage allowed & blocked sites

Set filter times

Select a filter level below. Choose one of the pre-set levels or select Custom to create your own filter level.

☒ Light

☐ Moderate

☐ Strict

☐ Custom

Pornography

Alcohol and Tobacco

Gambling

Games

Obscene and Tasteless

Dating

Social Networking

Media Streaming

Hate and Self-harm

Nudity

Fashion and Beauty

Search Engines

Drugs

Weapons and Violence

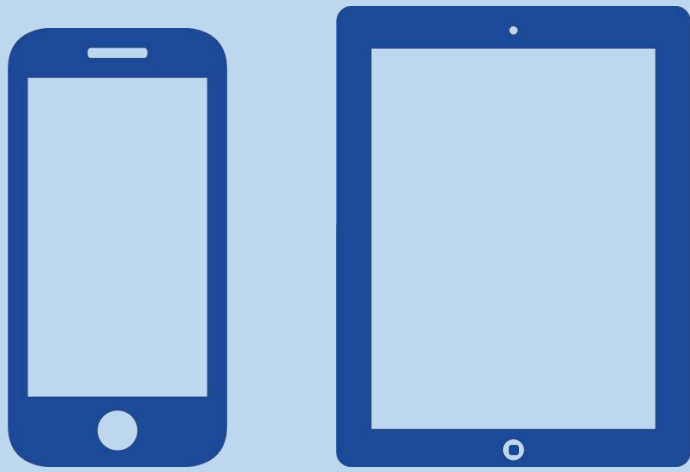
File Sharing

Sex Education

Undo changes

Save changes





Mobile



Broadband



Social Media



Games Console




Social Media

Age Ratings


	Snapchat	12+		YouTube	17+
	Whatsapp	12+		Twitter	17+
	Instagram	12+			
	Facebook	12+			
	Messenger	12+			
	TikTok	12+			
	Pinterest	12+			

Social media and messaging apps






SNAPCHAT




WHO CAN CONTACT ME?



Everyone




My Friends




WHO CAN VIEW MY STORY?




Everyone



My Friends



Custom




WHO CAN SEE ME IN QUICK ADD?

(You might appear in another Snapchatter's quick add if you share mutual friends)



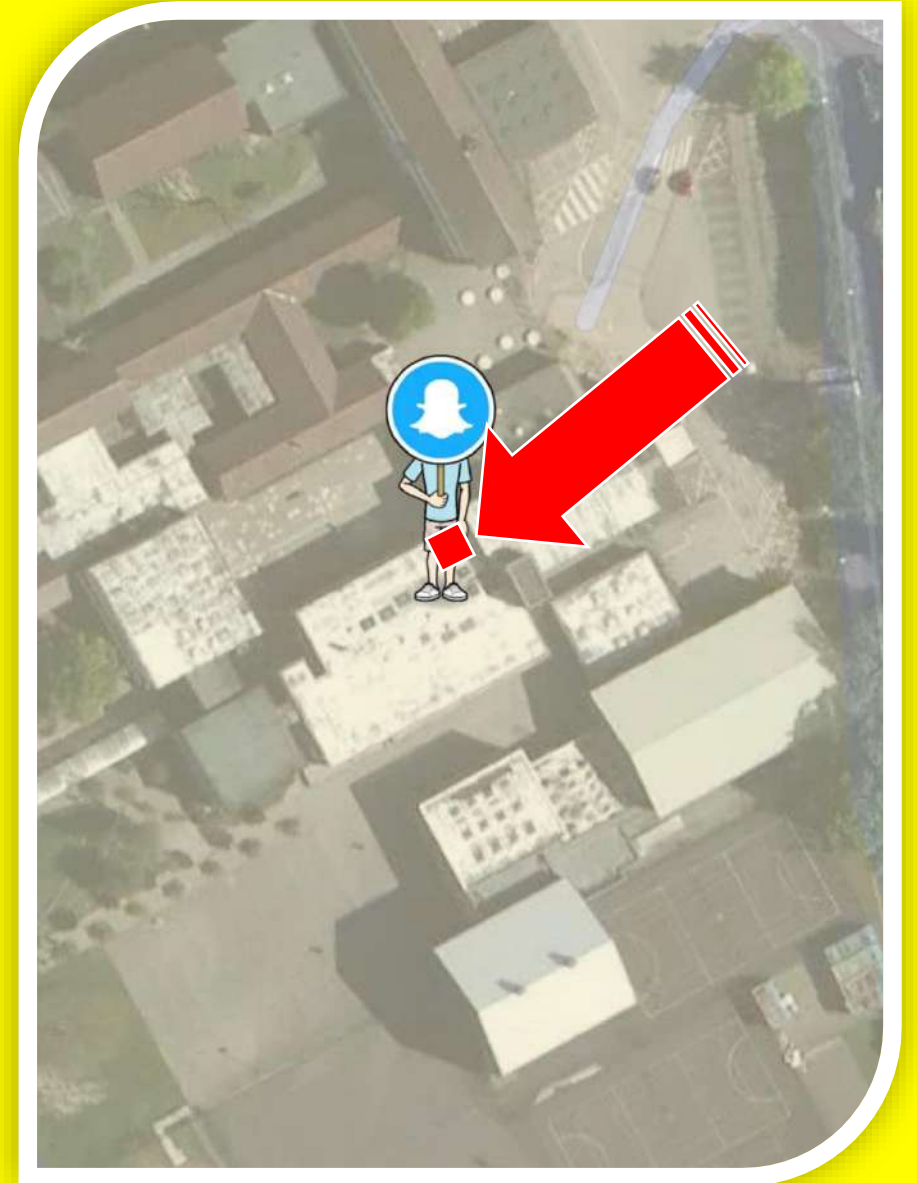
Show me in quick add




SNAP MAP

Shows your location

Live updates






WHO CAN VIEW MY LOCATION?




Ghost Mode


(Your friends can't see your location)



My Friends



Select Friends...




FIND FRIENDS



**Let others find me using my
mobile number**

**Remove
Friend**

Block



Report



Social media and messaging apps



PREVENT

REACT



**Make account
private**

Report comment

**Turn off
commenting**

**Block/unfollow a
user**


**Hide offensive
comments**



Story settings

Remove followers

Social media and messaging apps





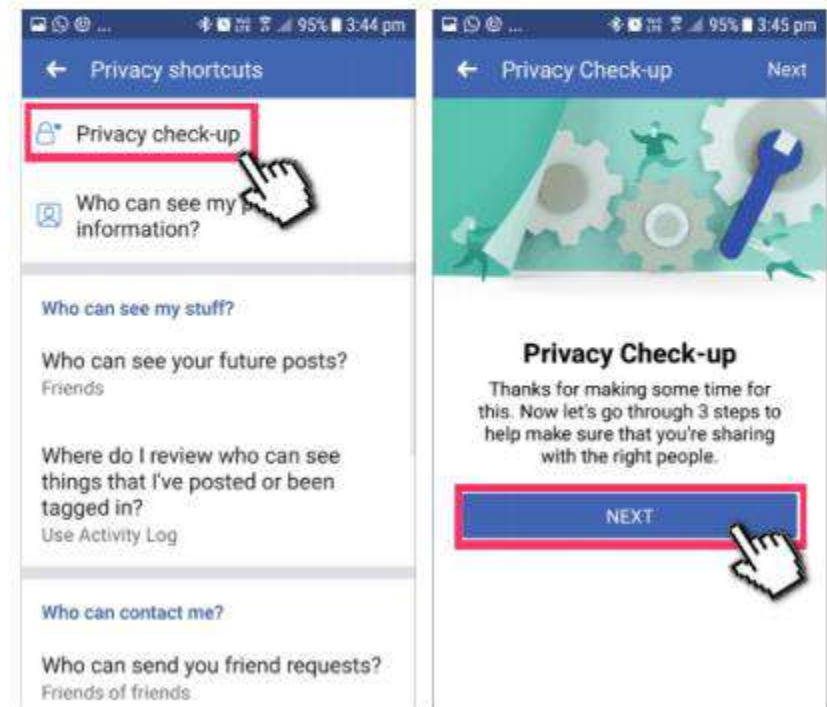
1

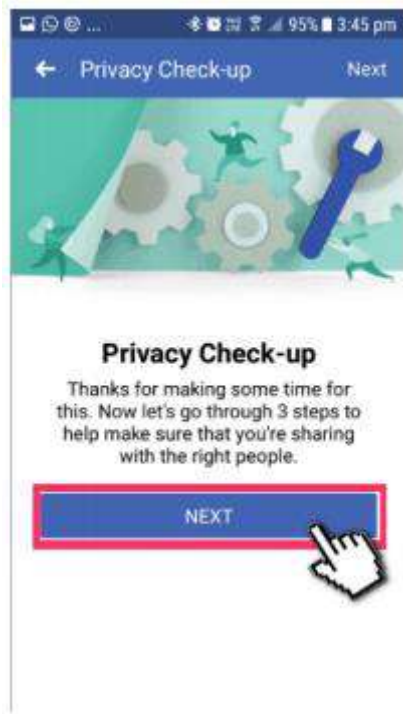
Go to the settings tab on your child's Facebook app on their phone and scroll to 'Privacy shortcuts'



2

On the 'Privacy shortcuts' there is a really useful tool called 'Privacy Check-up'. This takes you through three steps to make sure your child is sharing their content with the right people.





Who can see:

- Facebook posts
- Phone number
- Email address
- Birthday




**Review apps the account
is linked to**



Who can see your posts?

**Add/remove people from
Blocked list**





Games Console

Gaming consoles & other devices



What specific content can I restrict?



Inappropriate content



Browser access




Purchasing



Game ratings



Chatting



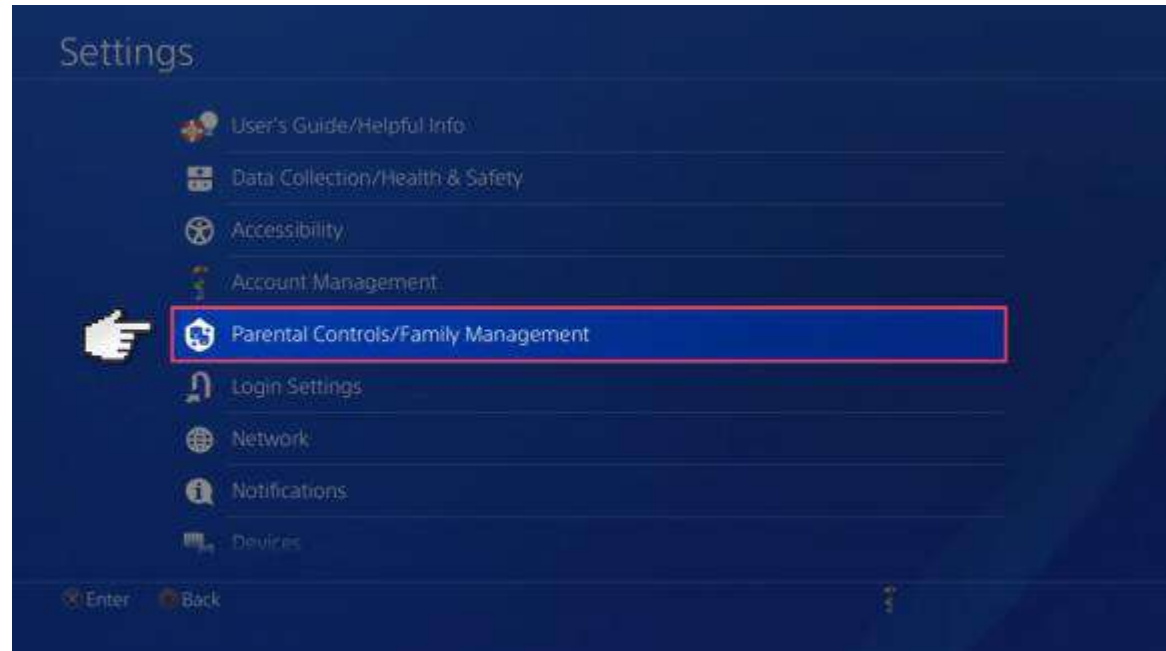
Privacy



1



2





18+

Age level for games

18+

Age level for Blu-ray/DVDs



Use of VR Headset



Use of Internet browser



Access to Playstation Network



Playstation Network



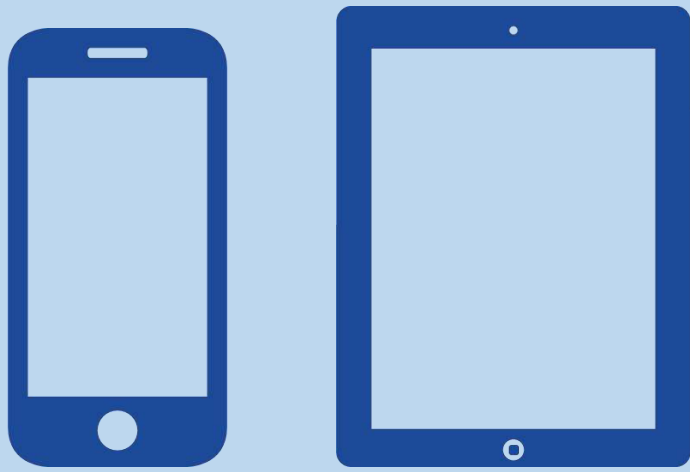
Communicate with other players



View content created by others



Monthly spending limit



Mobile



Broadband



Social Media



Games Console