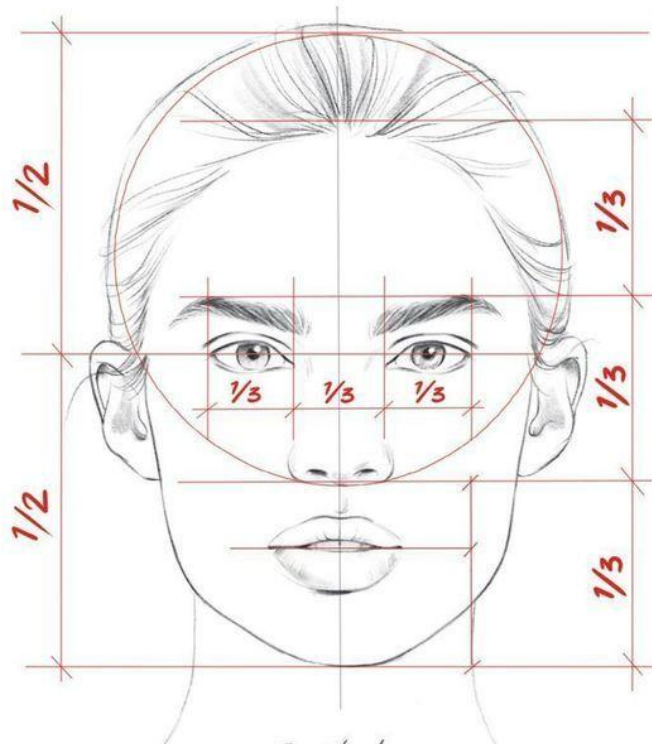



Portraiture	Art that shows a person, usually focusing on their face and expression, to tell us something about who they are. It can be a drawing, painting, photograph, or sculpture. It doesn't have to look exactly real — it can be creative or imaginative.
Zentangles	Zentangles are drawings made from lots of small patterns put together. You don't need to plan too much—just relax, repeat shapes, and see what happens! You can use lines, dots, curves, and shape. Each piece is unique and creative!


FACE PROPORTIONS



Nikki Farquharson is a graphic artist and illustrator famous for her vibrant, hand-drawn mixed-media portraits that blend patterns with photography. She uses fineliners, felt tips, and coloured pencils to create full, psychedelic backgrounds and textures around the human form. She creates portraits using patterns and colours to show who a person is, not just what they look like.

We will use our portrait drawings to create **Nikki Farquharson** inspired textile pieces, using our drawings, heat transfer paper, fabric, heat press and hand stitched lines and patterns.





Birth of Venus by Botticelli




Mona Lisa by Leonardo da Vinci

We will add Zentangle patterns to famous portraits to explore this technique further and make fun portraits of our own in this style.



Girl with the pearl earring by Vermeer



Safety in the Textiles Room

1. Do not run in the textiles classroom
2. Do not play with needles, scissors or pins
3. Always look ahead at what you are doing
4. Stop what you are doing if you need to talk
5. Switch sewing machines off when not in use
6. Keep all bags and coats under the tables
7. Do not bring water or drinks in the room
8. Do not distract others when they are working
9. Pick things up from the floor
10. Keep hair, ties, jewellery etc. out of the way

Parts of a sewing machine

- Foot
- Needle
- Stitch length
- Stitch selector
- Back stitch
- Needle control

